



Google Classroom

Parent and Student Guide

Logging in

Search 'Google Classroom'

The image shows a Google search interface for 'google classroom'. At the top left is the Google logo. The search bar contains 'google classroom' with a magnifying glass icon on the right. Below the search bar are navigation tabs for 'All', 'News', 'Images', 'Videos', 'Books', and 'More', along with 'Settings' and 'Tools'. On the top right, there is a 'Sign in' button and 'SafeSearch on' text. Below the search bar, it says 'About 976,000,000 results (0.46 seconds)'. A privacy reminder banner is displayed, with a 'REVIEW' button. The main search results section features an advertisement for 'Google Classroom - Manage the Classroom with Ease' from 'edu.google.com/edu/'. The ad title is circled in red. Below the title is a description: 'Mission: Control for Teachers and Students. Try it out. -- Free for Schools. Student Progress Tracking. 24/7 Support. Co-Edit Documents. Simple assignment Set-Up. Ad-Free. 99.9% Guaranteed Uptime. Send Instant Feedback.' There are two call-to-action buttons: 'Sign Up for Updates' and 'Get Started Today'. To the right of the search results is a large image showing the Google Classroom interface on a desktop screen, with a green icon of three people in a circle highlighted by a yellow border. Below the image is the text 'Google Classroom' and a share icon. Underneath is the URL 'classroom.google.com' and a brief description: 'Google Classroom is a free web service, developed by Google for schools, that aims to simplify creating, distributing, and grading assignments in a paperless way. The primary purpose of Google Classroom is to streamline the process of sharing files between teachers and students. Wikipedia'.

Google

google classroom

All News Images Videos Books More Settings Tools

Sign in

SafeSearch on

About 976,000,000 results (0.46 seconds)

A privacy reminder from Google

REMIND ME LATER REVIEW

Ad · edu.google.com/edu/

Google Classroom - Manage the Classroom with Ease

Mission: Control for Teachers and Students. Try it out. -- Free for Schools. Student Progress Tracking. 24/7 Support. Co-Edit Documents. Simple assignment Set-Up. Ad-Free. 99.9% Guaranteed Uptime. Send Instant Feedback.

Sign Up for Updates
Receive info about new products, events, and news.

Get Started Today
Google Apps for Edu is Free for Schools

Google Classroom

classroom.google.com

Google Classroom is a free web service, developed by Google for schools, that aims to simplify creating, distributing, and grading assignments in a paperless way. The primary purpose of Google Classroom is to streamline the process of sharing files between teachers and students. Wikipedia

Press 'Go to Classroom'



[Get products](#)

[Contact us](#)

[For Education](#)

[Why Google](#) ▼

[Products](#) ▼

[Teaching Resources](#) ▼

[Code with Google](#)

[Training & Support](#) ▼

[The Latest](#) ▼

[Sign in](#) ▼

[Home](#) > [Classroom](#)

Manage teaching and learning with Classroom

Classroom helps students and teachers organize assignments, boost collaboration, and foster better communication.

[Go to Classroom](#)

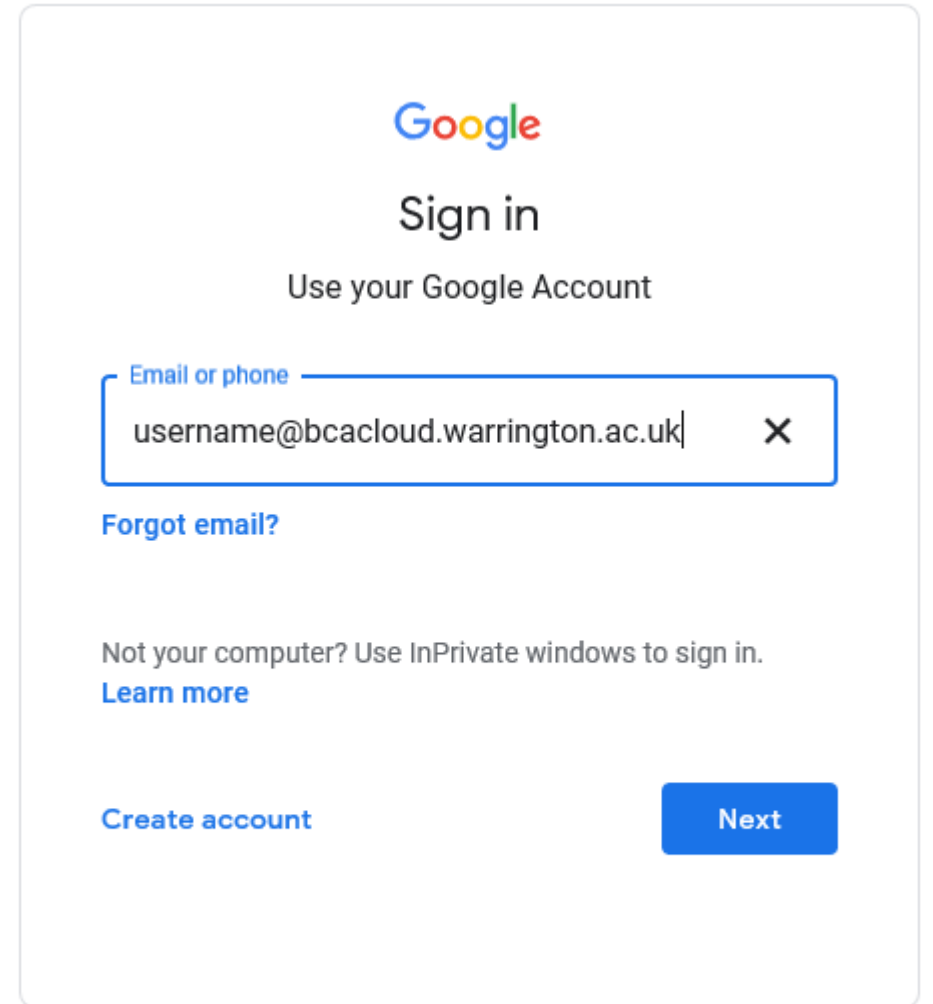
Having trouble signing into Classroom? [Get tips and help here.](#)

Sign in

Your email is your username followed by:

@bcacloud.warrington.ac.uk

Then press '**Next**' and then enter your password to login.



The screenshot shows the Google Sign in interface. At the top is the Google logo, followed by the text 'Sign in' and 'Use your Google Account'. Below this is a text input field with the placeholder 'Email or phone' and the text 'username@bcacloud.warrington.ac.uk'. To the right of the input field is a close button (X). Below the input field is a link for 'Forgot email?'. Further down, there is a note: 'Not your computer? Use InPrivate windows to sign in.' with a link for 'Learn more'. At the bottom left is a link for 'Create account' and at the bottom right is a blue button labeled 'Next'.

English (United Kingdom) ▾

[Help](#)

[Privacy](#)

[Terms](#)

On your **home page** the classes you belong to are shown.

The screenshot displays the Google Classroom home page with eight class cards arranged in a 2x4 grid. Each card features a header with a class name and a subject icon, a profile picture placeholder, and a bottom bar with icons for a calendar and a folder. The classes are:

- Class 2019-10GCh1 (Purple header, Bowling icon)
- Class 2019-10GBi1 (Teal header, Compass icon)
- Class 2019-10GPe1 (Purple header, Notepad icon)
- Class 2019-10GMa1 (Teal header, Compass icon)
- Class 2019-10GHi1 (Green header, Tennis racket icon)
- Class 2019-10GEn1 (Purple header, Musical notes icon)
- Class 2019-10CDr1 (Green header, Drumsticks icon)
- Class 2019-10BSp1 (Dark grey header, Bowling pins icon)

Select the **class** you need and you will then see the **'stream'** with posts from your teachers.

The screenshot shows a class page for 'Class 2019-10GCh1'. At the top, there are navigation tabs for 'Stream', 'Classwork', and 'People'. Below the header is a purple banner with the class name and an illustration of bowling pins and a ball. The main content area is a 'stream' of posts. On the left side of the stream, there is a section titled 'Upcoming' which is circled in red. Below this section, there is a post from a user with a profile picture of a person, containing the text 'Woohoo, no work due soon!' and a 'View all' link. Below that is a post from a user with a profile picture of a person, containing the text 'posted a new assignment: Required Practical: Making Salts' and a timestamp of '9:31 AM'. Below that is a post from a user with a profile picture of a person, containing the text 'Mar 15' and 'Electronic copies of the C1-C5 home learning. Mark schemes will be released each week so you can check/ improve your answers.' At the bottom left of the page, there is a question mark icon.

Upcoming **assignments** will also be shown here if a deadline has been set on the work.

Assignments

Click on your assignment. Then select your work or add/ create (to add photos/ weblinks or create a google doc/ slide).

☰ Class 2019-10GCh1



Due Mar 27

Required Practical: Making Salts



9:31 AM

Watch the video. Write an equipment list and a concise method that would lead to a valid outcome.



GCSE Science Chemistry (9-...
YouTube video 4 minutes

Class comments



Add class comment...



Private comments

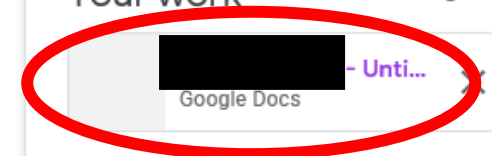


Add private comment...



Your work

Assigned



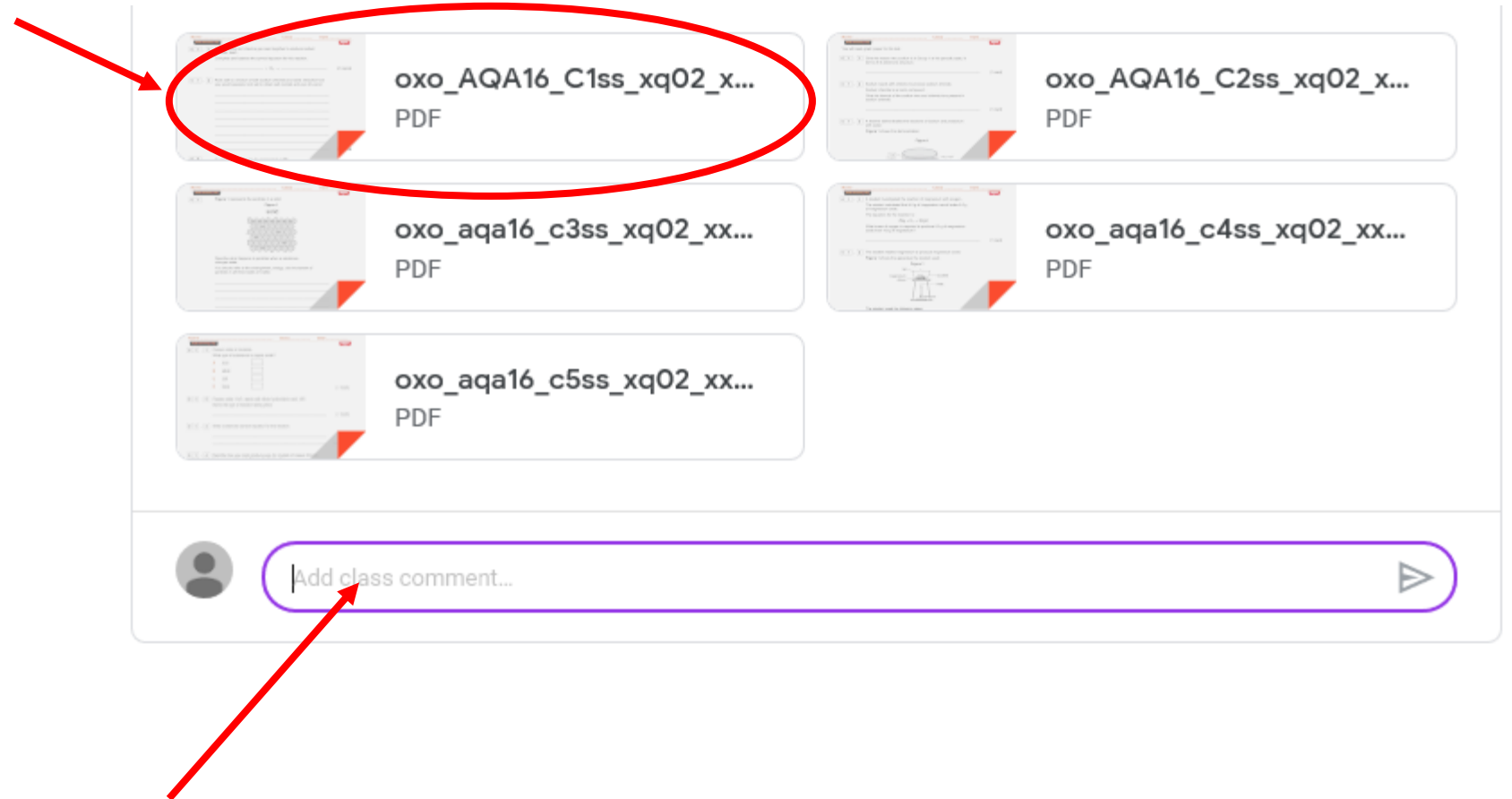
+ Add or create

Turn in

Adding a 'screenshot' - if you are working on a laptop/ computer.

- You will most likely need to use a 'print screen' key.
- Models vary, so google how to print screen/ save as an image for your device.

If there are attachments. Click on **attachments** to open them.



You can **add a comment** here if you have a question (be sensible, all comments are logged).

Click on '**Open in new window**' if you want to download or print a resource.

The image shows a PDF viewer interface. The main content is a chemistry resource page titled "AQA Chemistry GCSE Exam-style questions" for "C1 Atomic structure". The page includes a header with "Name", "Class", and "Date" fields, a "GCSE Chemistry only" label, and a "Higher" level indicator. The first question (01.1) asks to complete and balance the symbol equation for the reaction of sodium metal and chlorine gas to produce sodium chloride, NaCl. The second question (01.2) asks to describe how to separate rock salt into salt crystals and pure dry sand. The page number "Page 1 / 5" is visible at the bottom. On the right side, a menu is open, showing options for "Details" and "Open in new window", which is circled in red with an arrow pointing to it.

oxo_AQA16_C1ss_xq02_xxaann.pdf

Stream Classwork People

Upcoming
Woohoo, n

AQA Chemistry

GCSE Exam-style questions

C1 Atomic structure

Name Class Date

GCSE Chemistry only **Higher**

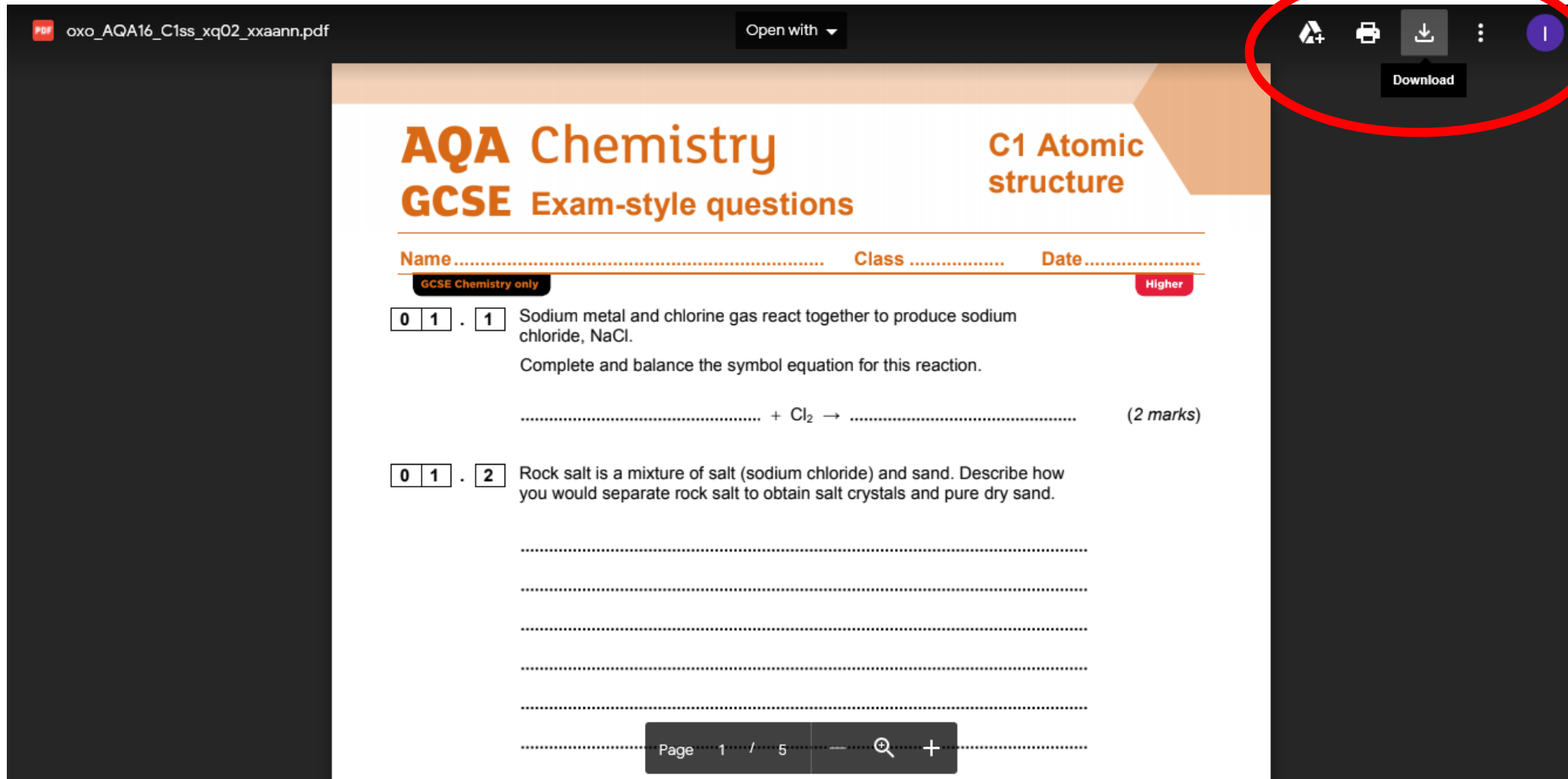
0 1 . 1 Sodium metal and chlorine gas react together to produce sodium chloride, NaCl.
Complete and balance the symbol equation for this reaction.
..... + Cl₂ → (2 marks)

0 1 . 2 Rock salt is a mixture of salt (sodium chloride) and sand. Describe how you would separate rock salt to obtain salt crystals and pure dry sand.
.....
.....
.....
.....
.....
.....
.....
.....
.....
.....

Page 1 / 5

Details
Open in new window

You can now **download** or **print** here



PDF oxo_AQA16_C1ss_xq02_xxaann.pdf Open with

AQA Chemistry

GCSE Exam-style questions

C1 Atomic structure

Name Class Date

GCSE Chemistry only **Higher**

0 1 . **1** Sodium metal and chlorine gas react together to produce sodium chloride, NaCl.
Complete and balance the symbol equation for this reaction.

..... + Cl₂ → (2 marks)

0 1 . **2** Rock salt is a mixture of salt (sodium chloride) and sand. Describe how you would separate rock salt to obtain salt crystals and pure dry sand.

.....
.....
.....
.....
.....

Page 1 / 5

Press **'TURN IN'** to submit to your teacher when you have finished.

☰ Class 2019-10GCh1



Due Mar 27

Required Practical: Making Salts



9:31 AM

Watch the video. Write an equipment list and a concise method that would lead to a valid outcome.



GCSE Science Chemistry (9-...
YouTube video 4 minutes

Class comments



Add class comment...



Private comments

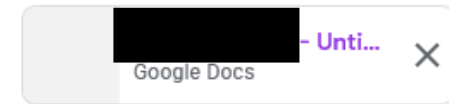


Add private comment...



Your work

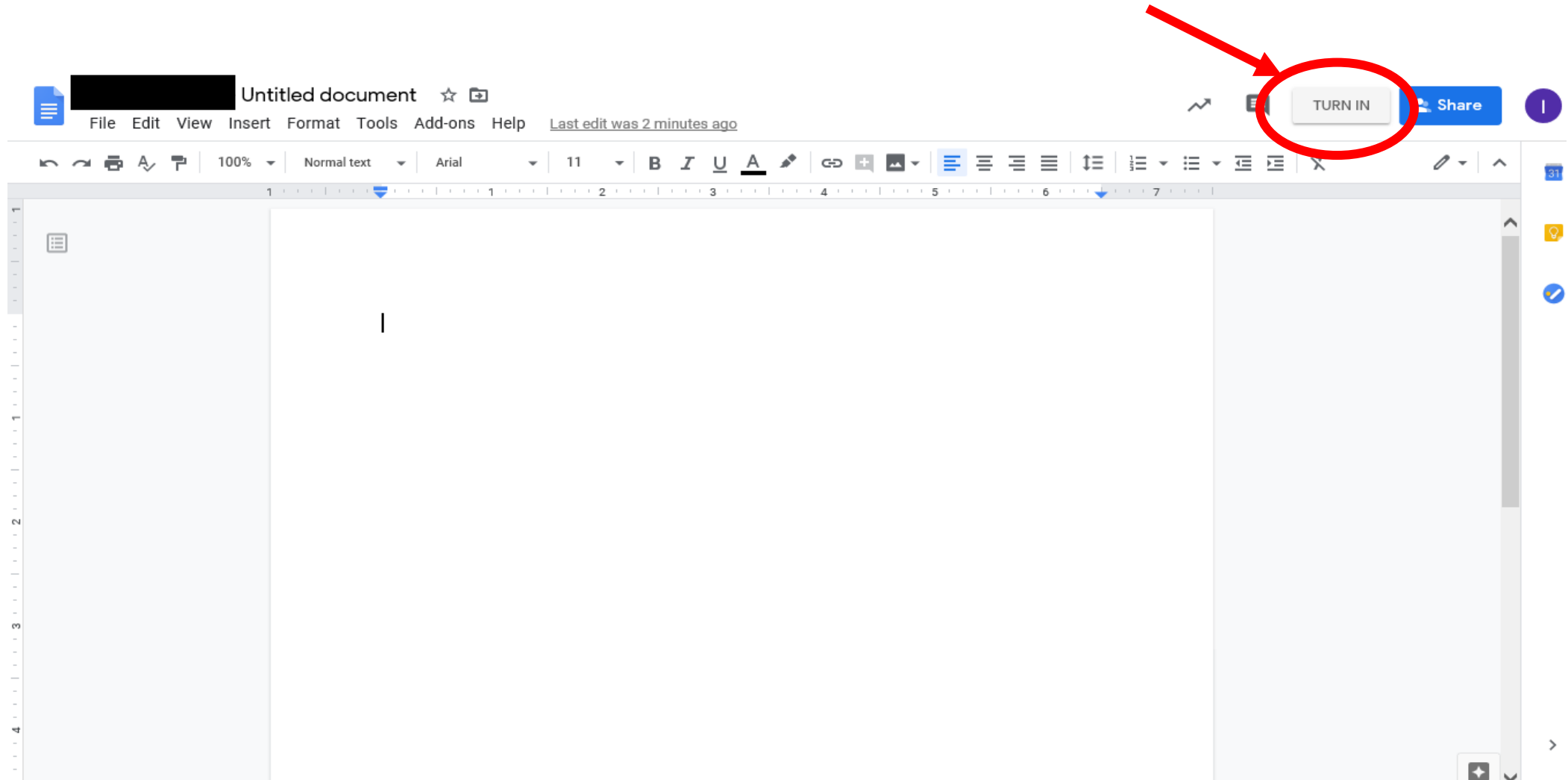
Assigned



+ Add or create

Turn in

If you are just submitting a google doc, you can press '**TURN IN**' to submit to your teacher when you have finished with this.

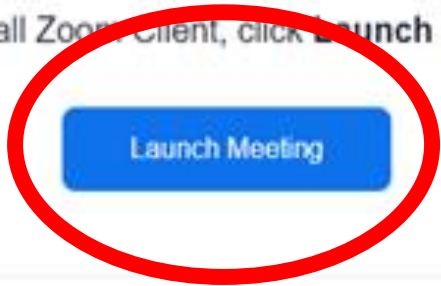


Support with Using



Click Launch meeting.
A pop-up will appear asking if you want to download the app click cancel, then click launch meeting again.

Once you install Zoom Client, click **Launch Meeting** below



Don't have Zoom Client installed? [Download Now](#)

Click **Keep** when receiving notification
Then click **Zoom... .exe**



- Now 'Join from your browser' will appear. Click it.
- Make sure your browser is set to Chrome as default

Once you install Zoom Client, click **Launch Meeting** below

Launch Meeting

Don't have Zoom Client installed? [Download Now](#)

Having issues with Zoom Client? [Join from Your Browser](#)

Copyright ©2021 Zoom Video Communications, Inc. All rights reserved.
[Privacy & Legal Policies](#)

